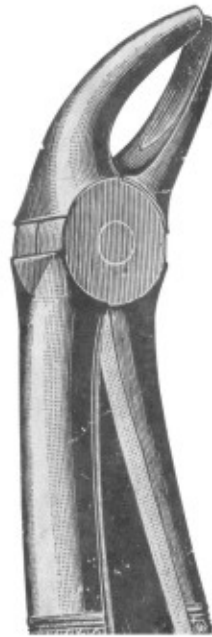




**1115**  
 Fig. 5



**1116**  
 Fig. 6



**1117**  
 Fig. 9



**1118**  
 Fig. 10



**1119**  
 Fig. 1



**1120**  
 Fig. 12



**1121**  
 Fig. 4



**1122**  
 Fig. 15



1123  
 Fig. 25



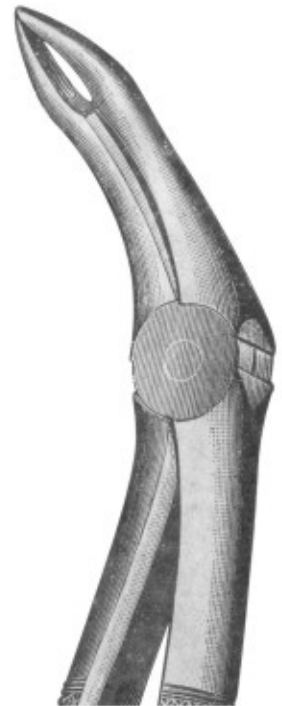
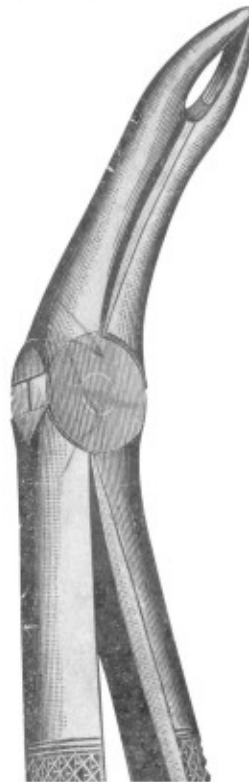
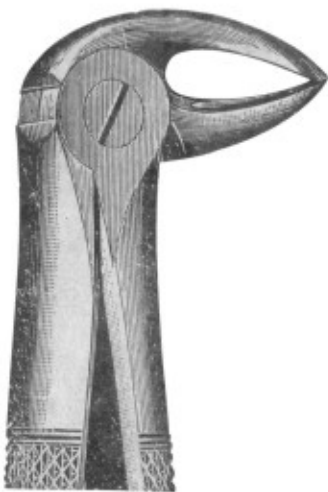
1124  
 Fig. 26



1125  
 Fig. 27



1126  
 Fig. 28



1129  
 Fig. 42

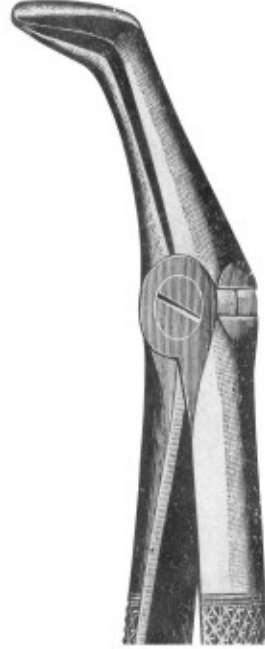
Cw 拔齒鉗子



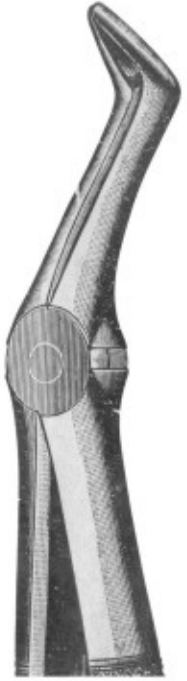
1131  
圖 444



1132  
Fig. 46



1133  
圖 47



1134  
圖 508



1135  
圖 748



1136  
圖 74



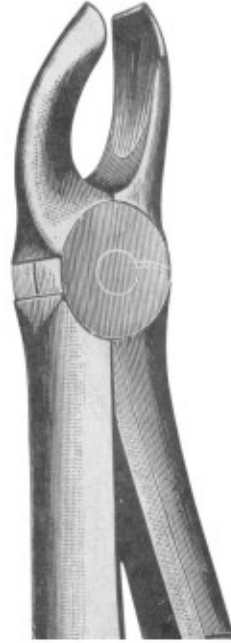
1137  
圖 75R



1138  
Fig. 75L



1139  
Fig. 94



1140  
Fig. 95



1143  
Fig. 106



1144  
Fig. 2002



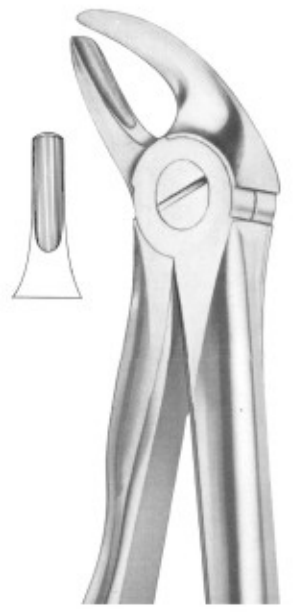
1145



1146  
 Fig. 2



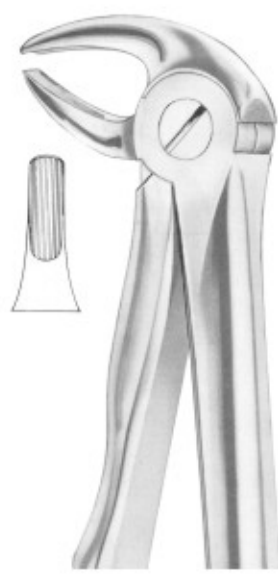
1147  
 Fig. 3  
 上顎切歯用



1148



1149  
 Fig. 7  
 upper premolars



1150



1151



**1152**  
f  
l



**1153**  
Fig. 18  
upper molars left



**1154**



**1155**



**1156**  
Fig. 1  
upper



**1157**



**1158**



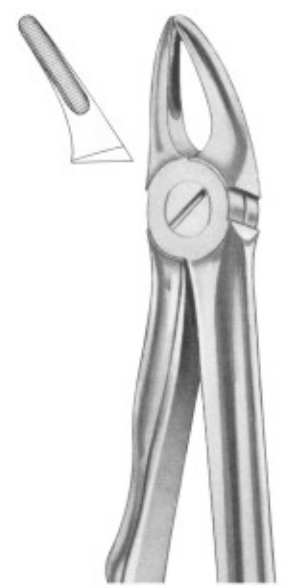
1159



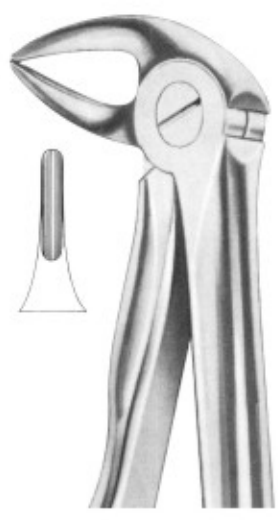
**1160**  
Fig. 29S  
upper roots  
for children



**1161**  
Fig. 30  
upper roots



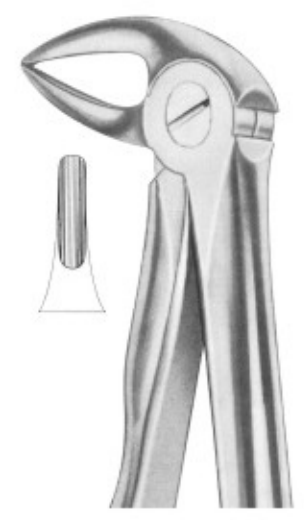
1162



1163



1165





1166



1167



1168  
Fig. 3  
upper  
for ch



1169  
F  
L  
f



1170  
Fig. 3  
upper  
for Chileon



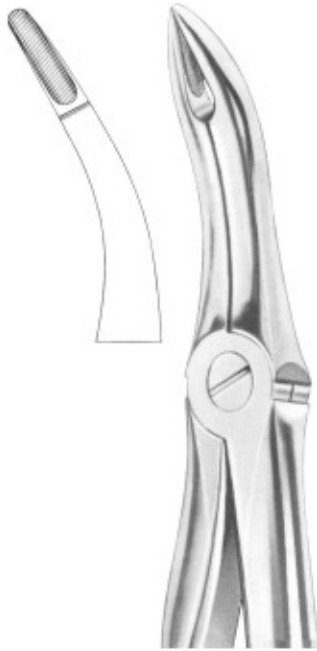
1171  
Fig. 3  
upper  
for ch ght



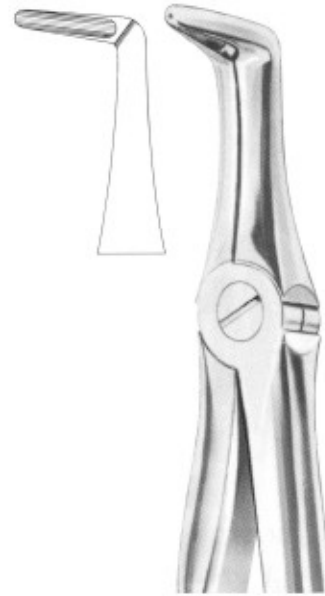
1172  
Fig. 3  
upper  
for ch



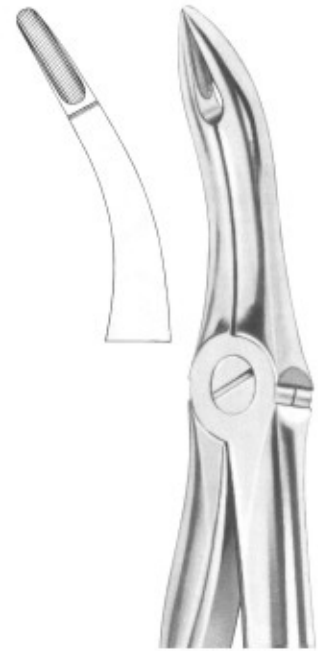
1173



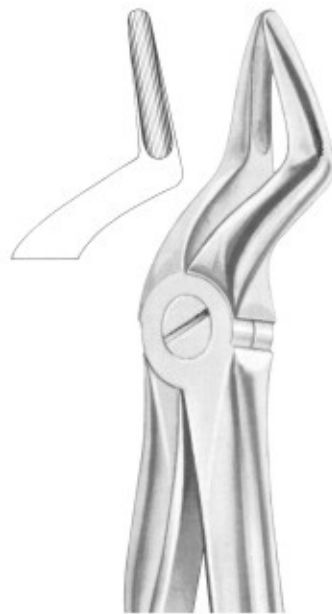
1174



1175



1176



1177



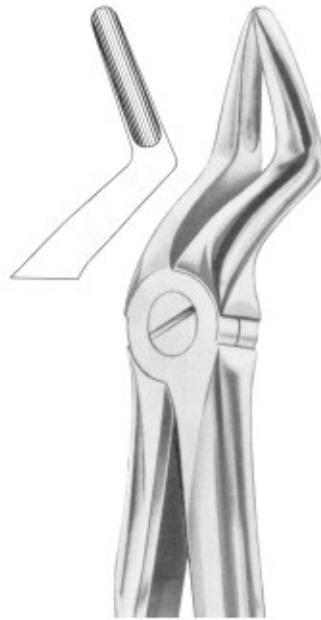
1178  
 Fig. 5  
 upper



1179  
 Fig. 51S  
 upper roots  
 for children



**1180**  
 Fig. 5  
 upper



**1181**



**1182**  
 Fig. 54  
 f  
 L



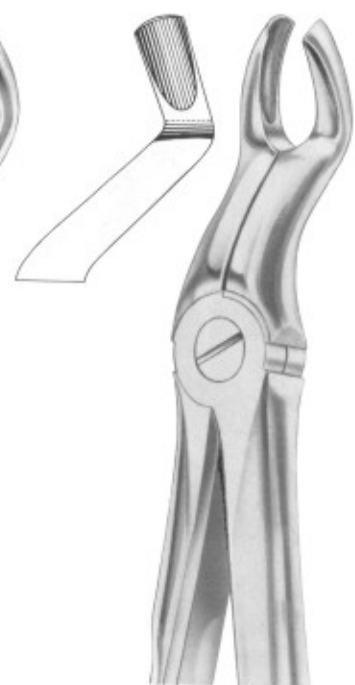
**1183**  
 F  
 L



**1184**  
 F  
 L  
 eft



**1185**  
 F  
 u  
 nolars

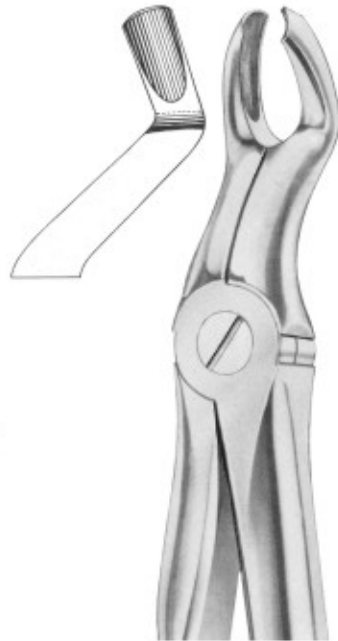


**1186**  
 Fig. 6  
 upper

= (yw 抜歯鉗子「付き Fitting  
ハンドル」



**1187**  
Fig. 67 1/2 R  
upper third molars  
right



1188



**1189**  
Fig. 73  
lower



**1190**  
Fig. 74  
lower roots



**1191**



**1192**



**1193**  
Fig. 74XN  
lower roots and  
crowded 切歯用



**1194**  
Fig. 75  
下顎小白齒用



**1195**  
Fig. 7  
upper



**1196**  
Fig. 7  
upper



**1199**



**1197**  
1  
premolars  
ots



**1198**  
nolars



1200



1201



1202  
Fig. 86C  
下顎大白歯用



1203



1204

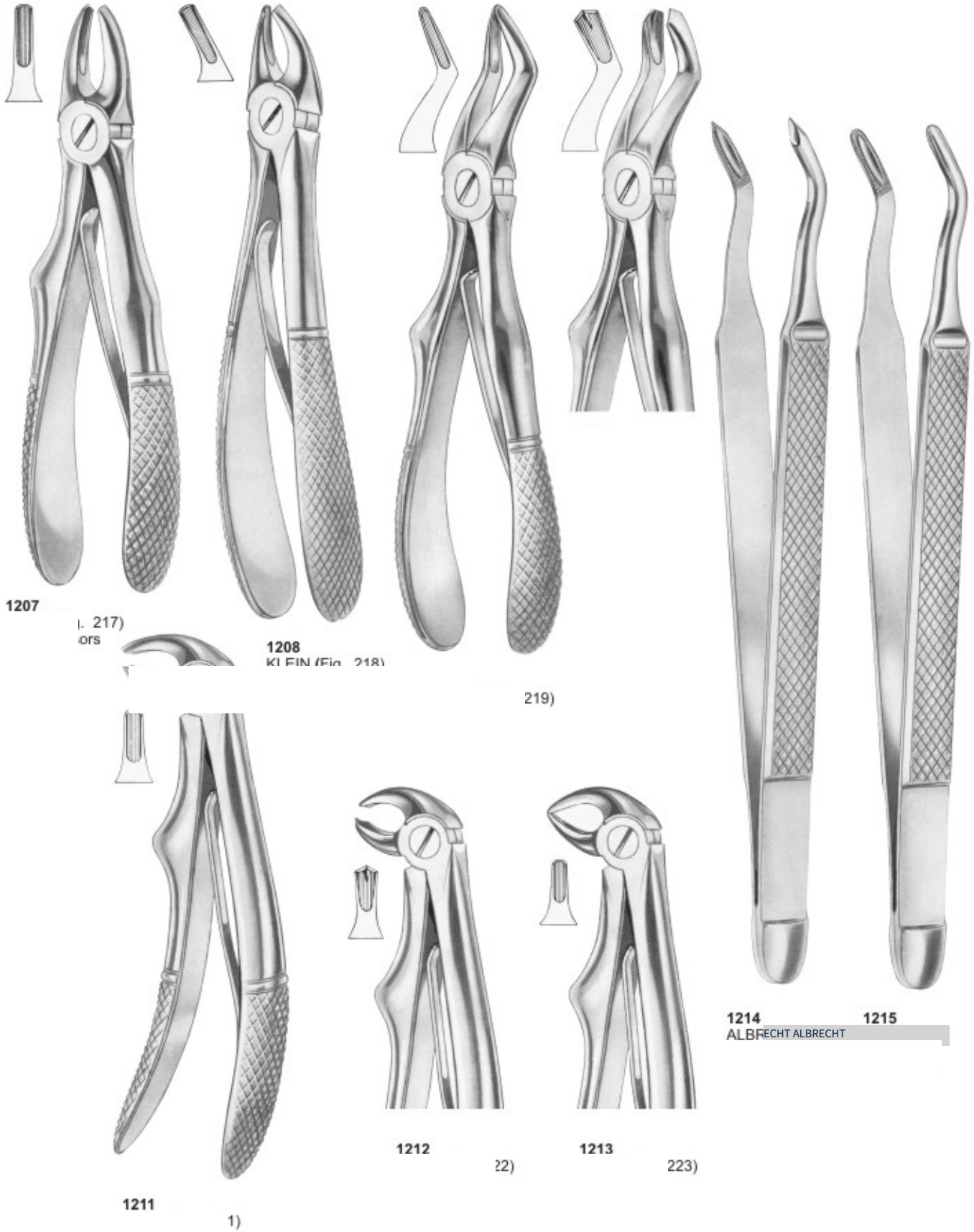


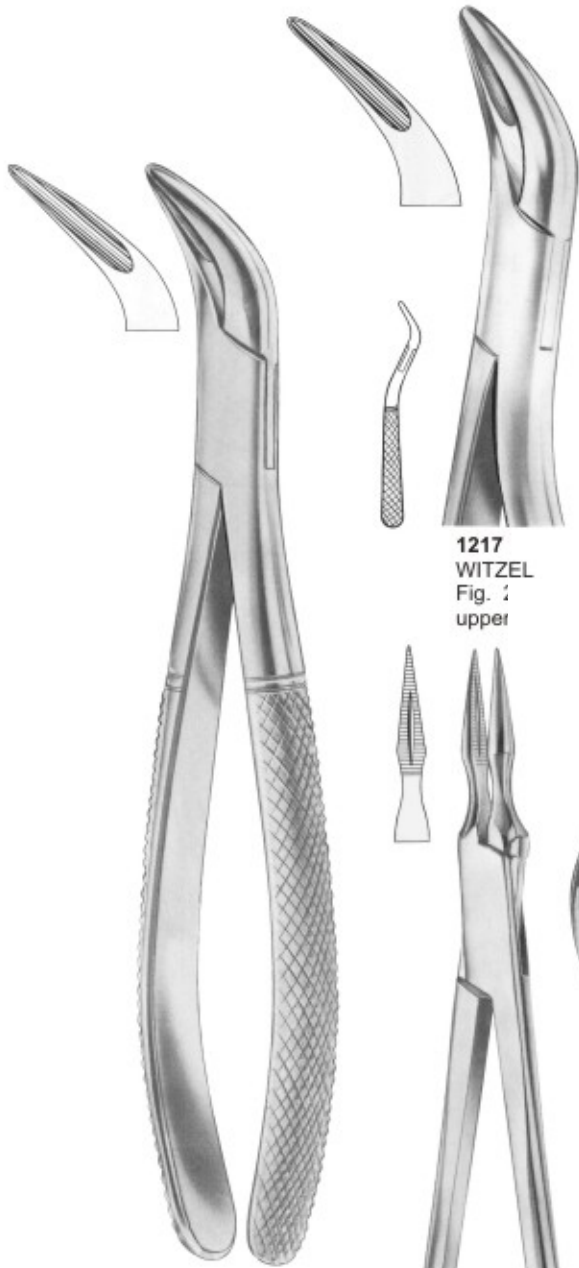
1205  
F  
L  
E



1206

# — K 拔齒鉗子「用小兒用」





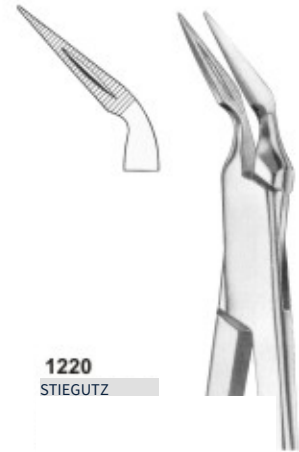
**1216**  
WITZEL  
Fig.  
lower

**1217**  
WITZEL  
Fig. 1  
upper



**1218**  
ARTHUR  
Fig.  
roof

**1219**  
STIEGLITZ



**1220**  
STIEGUTZ



**1221**  
RALK  
Fig.  
roof



**1222**  
W1-WINTER  
upper centrals  
犬歯用



**1223**  
Fig. 1  
upper incisors



**1224**



**1225**  
Fig. 4  
upper



**1226**  
PHYSICK



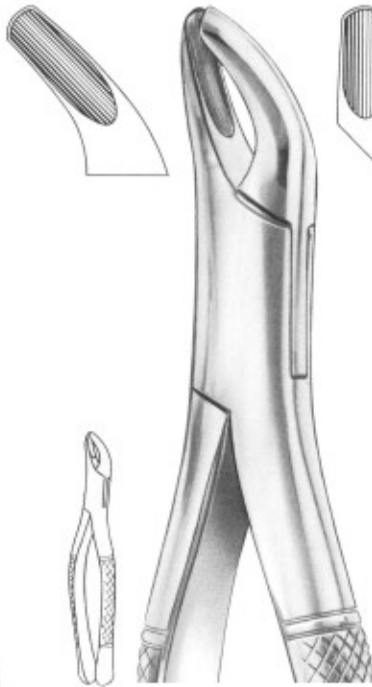
**1227**  
Fig. 6  
separating  
forceps



## Extracting Forceps "American Pattern"



**1228**  
 Fig. 7  
 upper roots



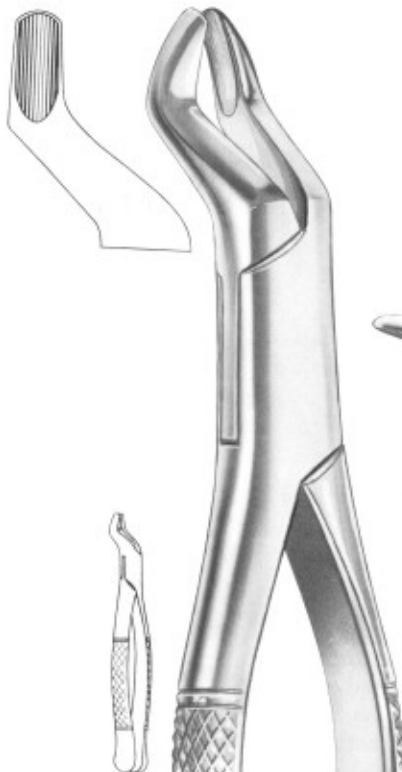
**1229**  
 Fig. 8  
 upper and lower  
 third molars



**1231**  
 Fig. 10H  
 upper molars



**1232**  
 Fig. 13  
 upper incisors

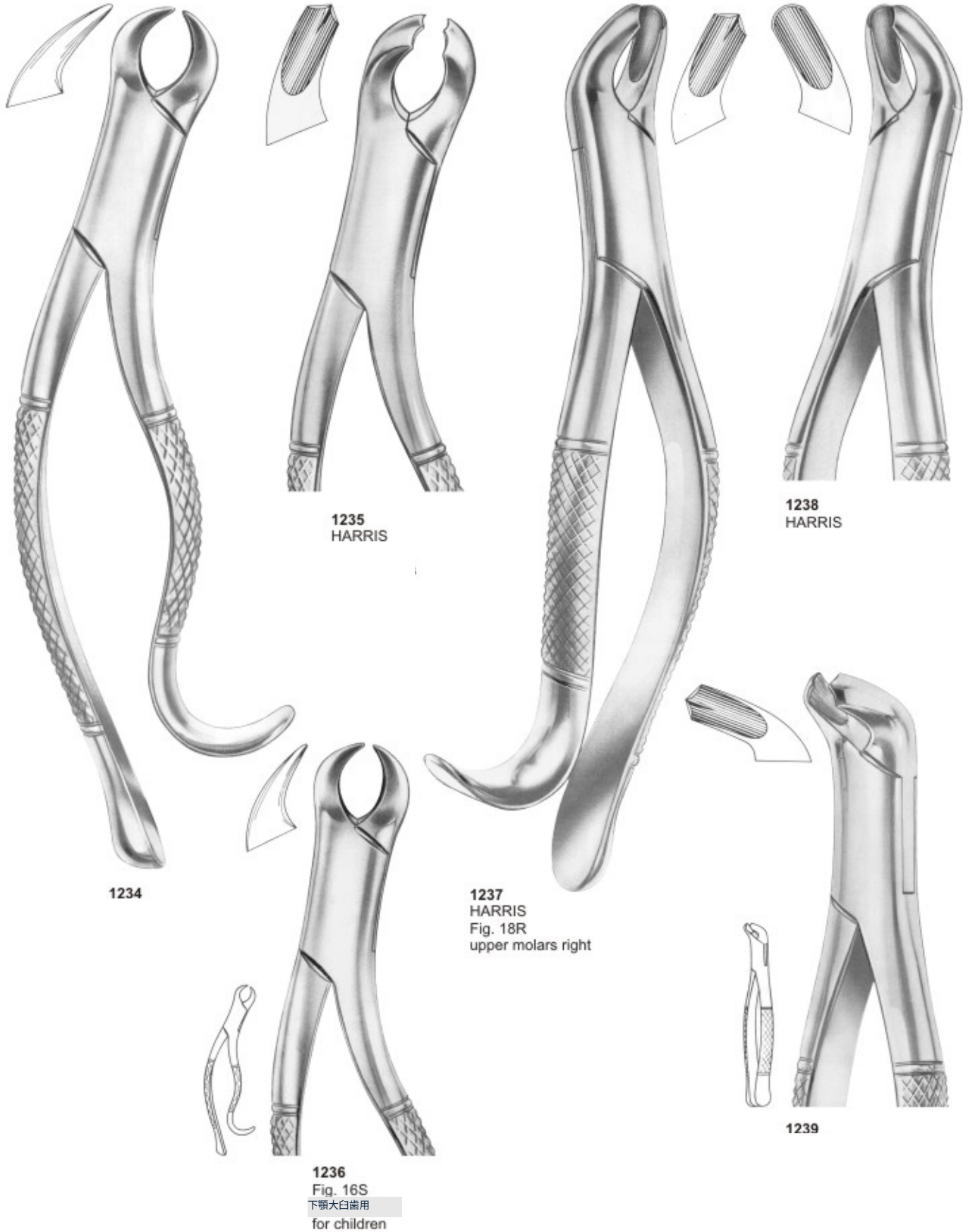


**1230**  
 Fig. 10S  
 upper molars



**1233**  
 Fig. 14  
 lower incisors

# — KW 抜歯鉗子「米式パターン」



1234

1235  
HARRIS

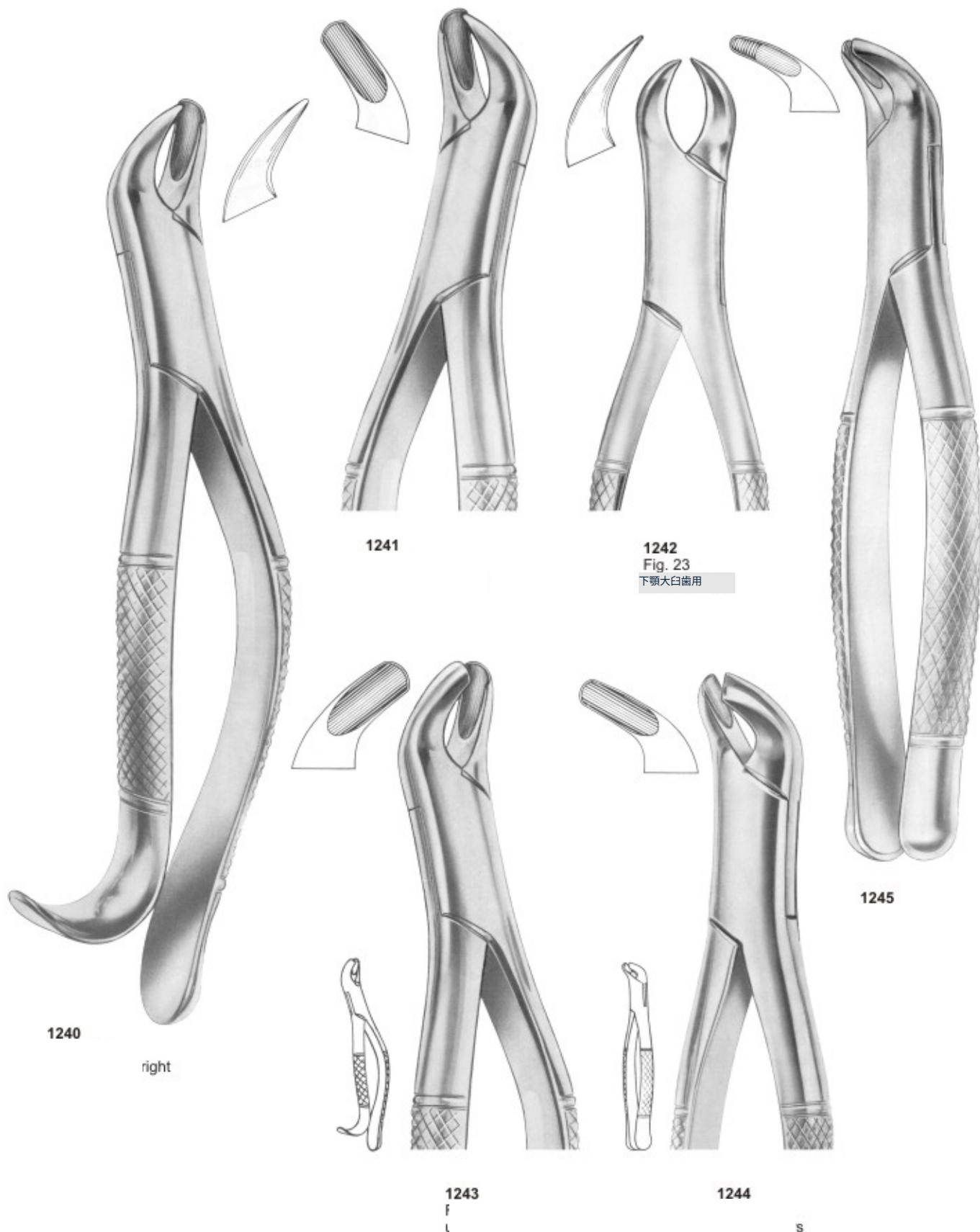
1238  
HARRIS

1237  
HARRIS  
Fig. 18R  
upper molars right

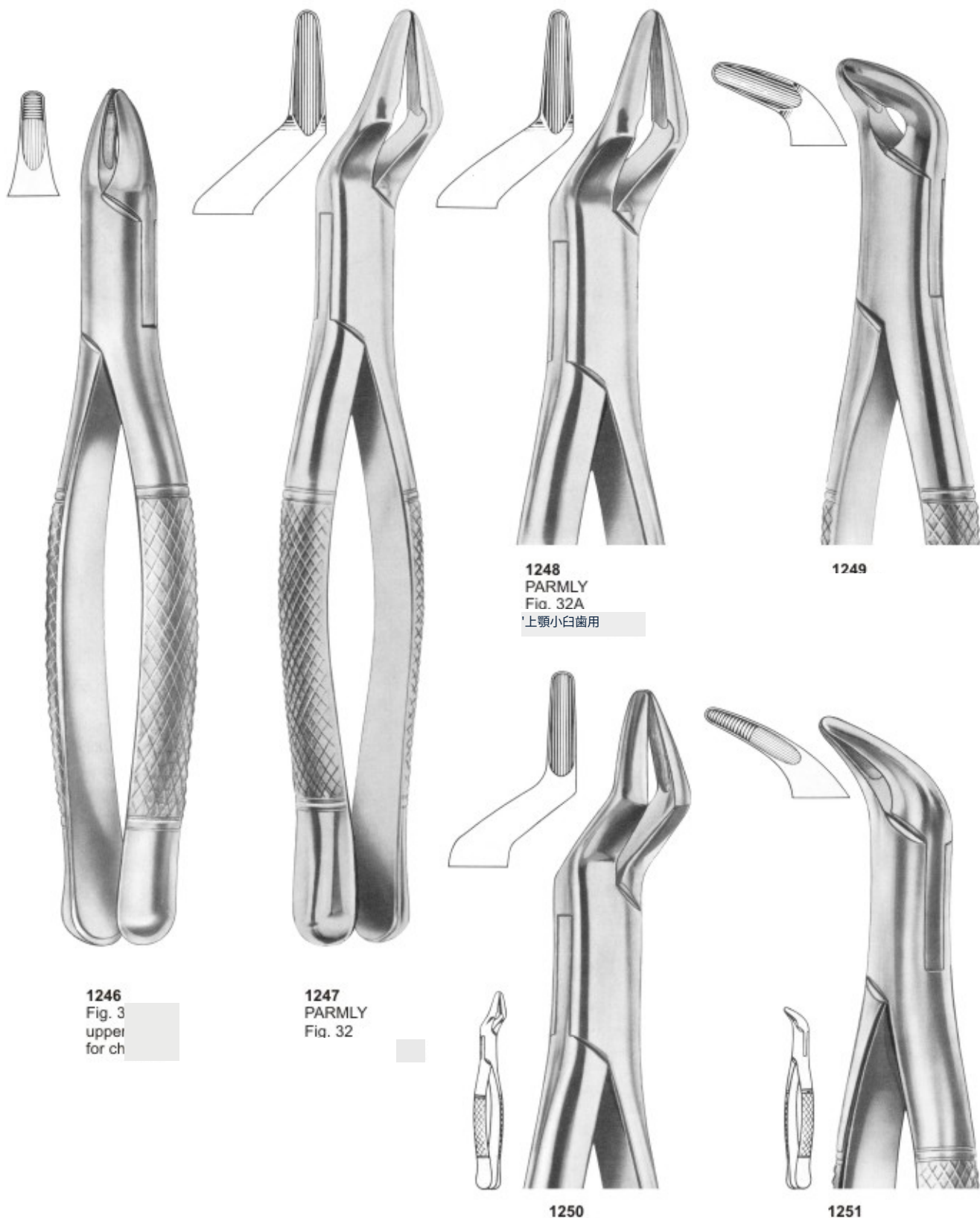
1239

1236  
Fig. 16S  
下顎大白歯用  
for children

— Cw 抜歯鉗子「米式パターン」



— Cw 抜歯鉗子「米式パターン」



1246  
Fig. 3  
upper  
for ch

1247  
PARMLY  
Fig. 32

1248  
PARMLY  
Fig. 32A  
上顎小白歯用

1249

1250

1251

— Ce 抜歯鉗子「米式パターン」



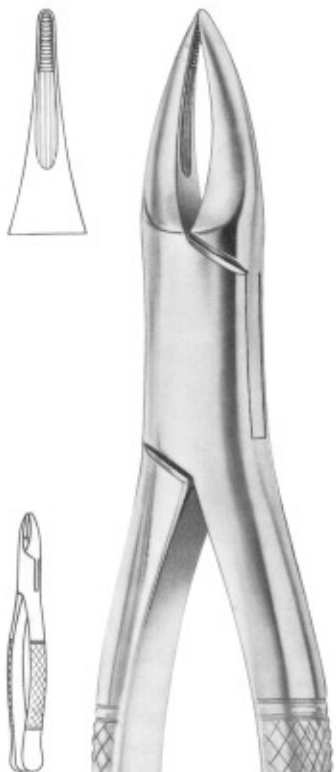
1252



1254  
Fig. 53R  
upper molars right



1255  
Fig. 53L  
upper molars left



1253



1256



1257  
Fig. 65  
上顎切歯用  
and roots

deciduous teeth

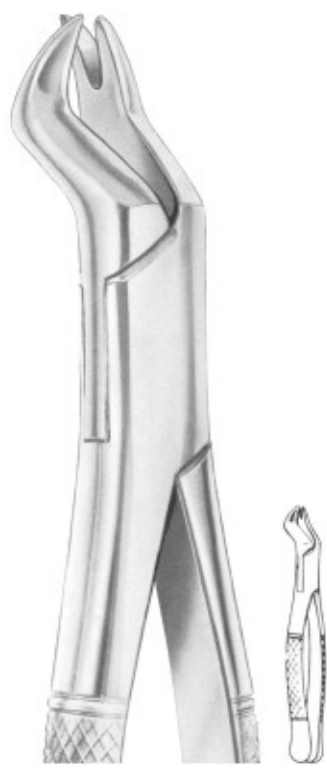
— KW 抜歯鉗子「米式パターン」



**1258**  
TOMES



**1259**  
TOMES



**1260**  
NEVIUS

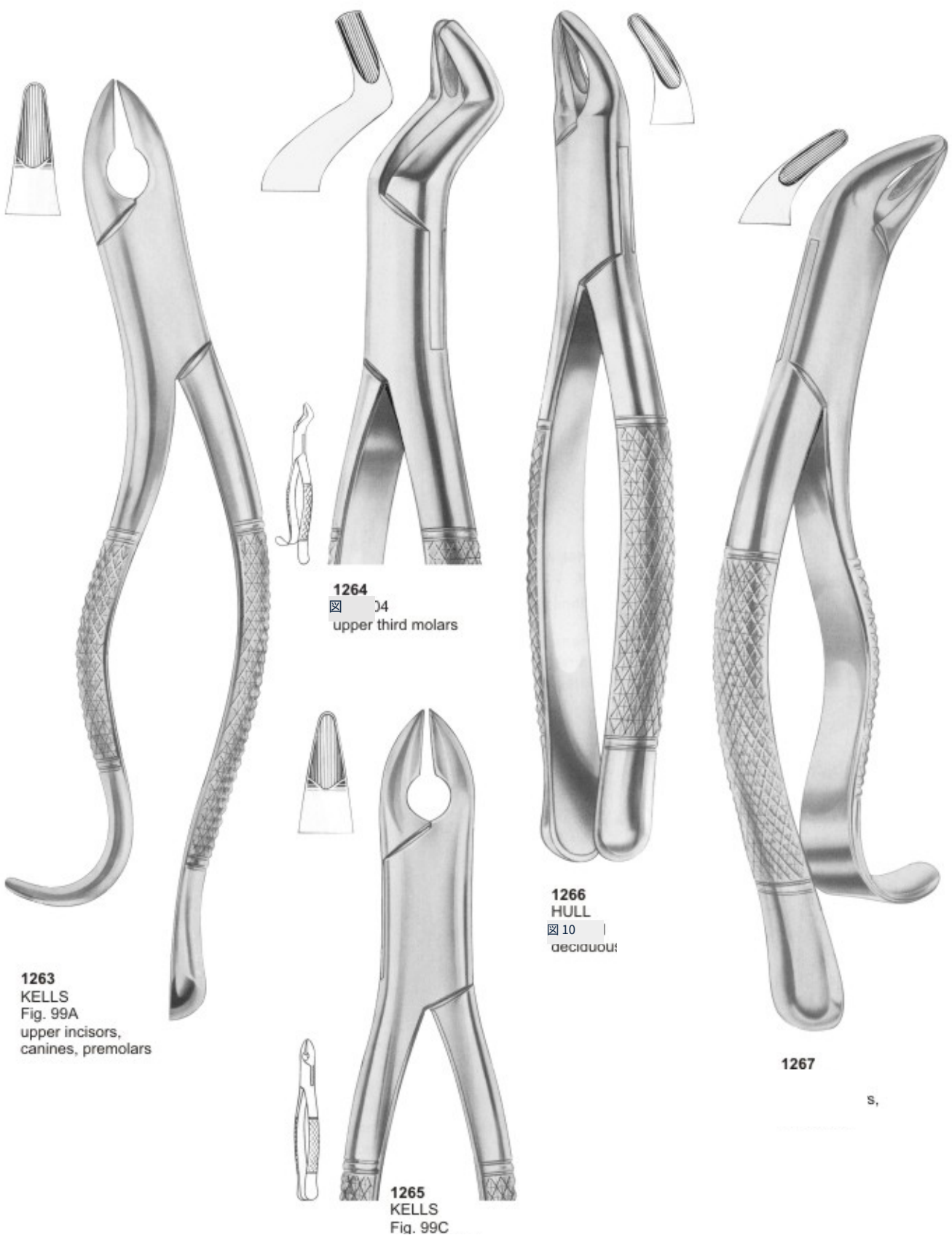
ght



**1262**  
NEVIUS  
Fig. 8  
upper



**1261**  
THOMAS  
Fig. 85A



**1263**  
KELLS  
Fig. 99A  
upper incisors,  
canines, premolars

**1264**  
HULL  
10  
upper third molars

**1266**  
HULL  
10  
deciduous

**1265**  
KELLS  
Fig. 99C

**1267**

# Ce 抜歯鉗子「米式パターン」



**1268**  
CRYER




**1269**  
CRYER  
Fig. 150A  
上顎切歯用



**1271**  
CRYER  
Fig. 151



**1272**  
CRYER



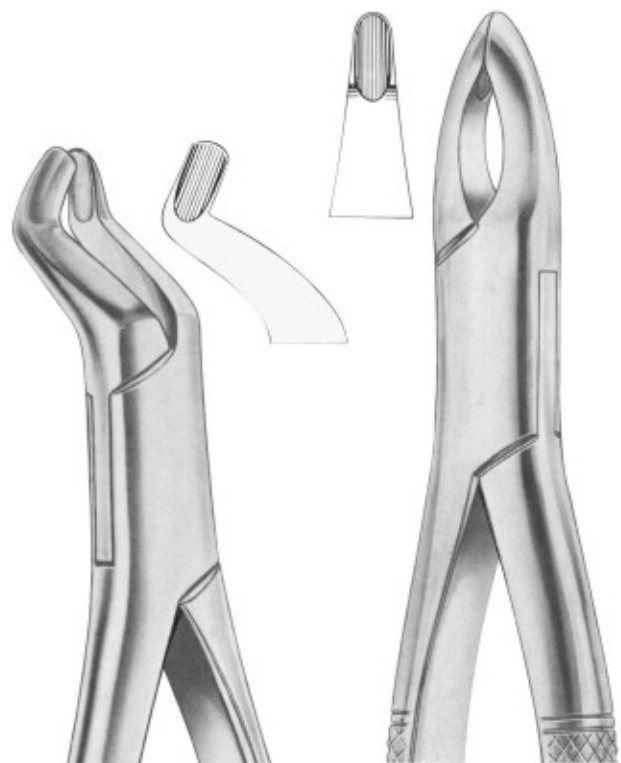
**1270**  
CRYER  
Fig. 150S  
upper teeth用



**1273**  
CRYER



**1275**  
Fig. 2  
upper



**1278**  
F  
L

**1274**  
Fig. 203  
下顎切歯用



**1276**  
Fig. 2

nolars

**1279**  
Fig. 2  
lower