



歯科器具カタログ

日本語版 / Dental Instruments Catalogue

高品質な医療器具・OEM対応・国際市場向け

DENTAL INSTRUMENTS CATALOG

PRECISION • QUALITY • RELIABILITY



PREMIUM
QUALITY



PRECISE
PERFORMANCE



BUILT FOR
PROFESSIONALS



01			01-49
02	齒根挺子		50-70
03			71-85
04			86-96
05			97-100
06	Wax カーバー, カーバー, Chisels		101-103
07			104-107
08			108-117

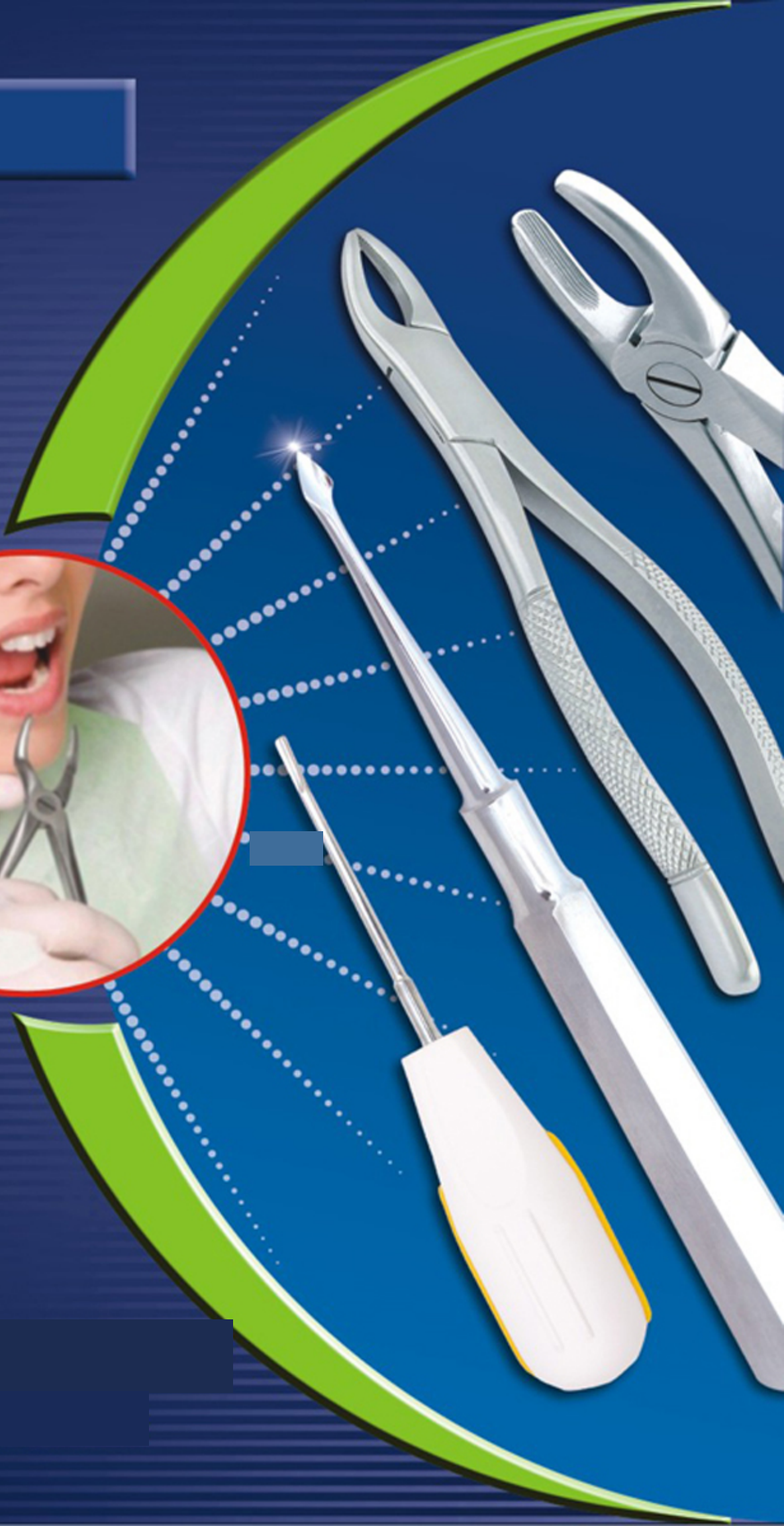


	Wax Porcelain & Cem耳鼻咽喉科 Instrum耳鼻咽喉科		118-121
10			122-124
11			125-128
12	骨 Mallets		129-133
13			134-136
14			137-144
15	Strip ホルダー, Napkin ホルダー		145-146
16			147-148



[Redacted]

17			149-156
18			157-159
19			160-164
20			165-179
21			180-186
22			187-193
23	Articulators, Hollow 用品		194-200
24			201-213



— W 抜歯鉗子「英式パターン」



1001
図 4
lower incisor



1002
Fig. 8
lower premolar



remolars



1003



1004
 Fig. 2
 upper



1005



1006

ines



1007



1008



1009
 Fig. 13
 下顎小白齒用

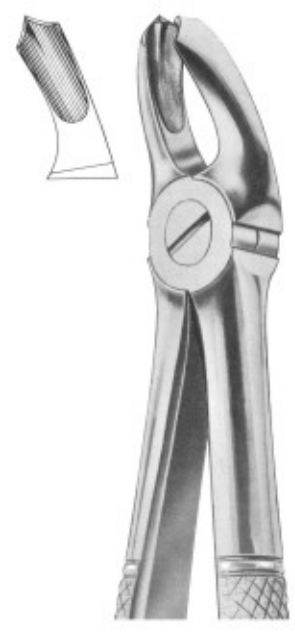


1010
 Fig. 13S
 臼齒用
 children.

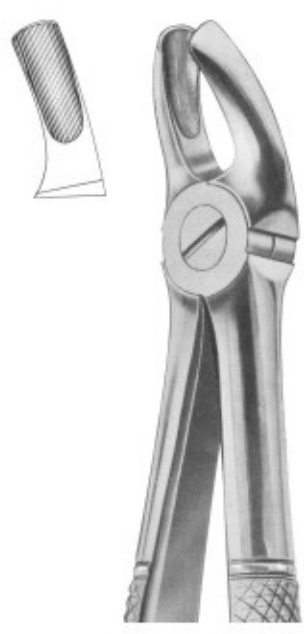
1011
 Fig. 1
 upper



1012
 Fig. 1I
 upper



1013



1014
 Fig. 18B
 upper molars



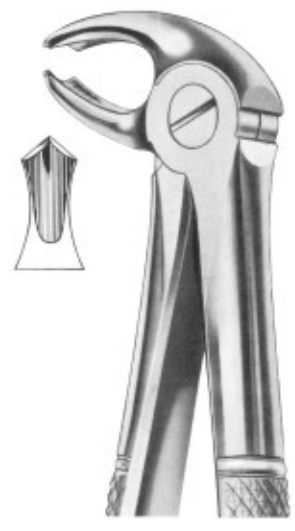
1015
 F
 L



1016



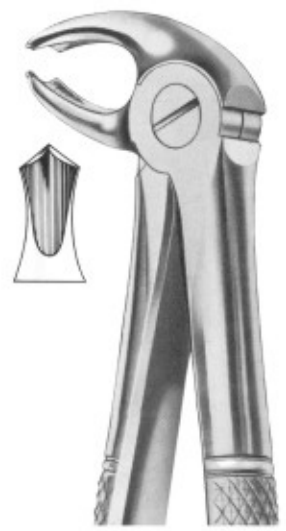
s017
图 24
lower 大白齿用



1018
Fig. 22
下颚 motars



ars
用 children



1020
图 226
lower 大白齿用



1021
图 23
下颚大白齿用 右



1022
图 24

— W 抜歯鉗子「英式パターン」



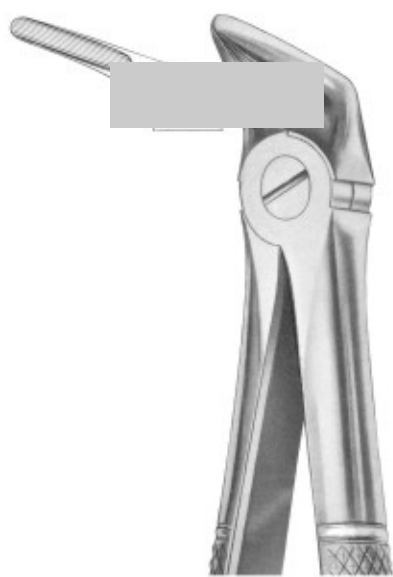
1024



1025
Fig. 3
upper



1028
Fig. 3
upper
Torcnildren



1026



1027



1029



1030



1031



for cl



1032



1033



1035

Iron



1036
 Fig. 3:
 upper
 for chi



1037



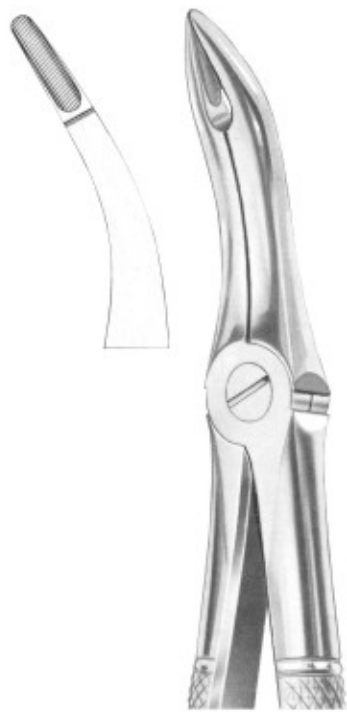
1038
 Fig. 39A
 上顎大白齒用
 for 小兒用



1040



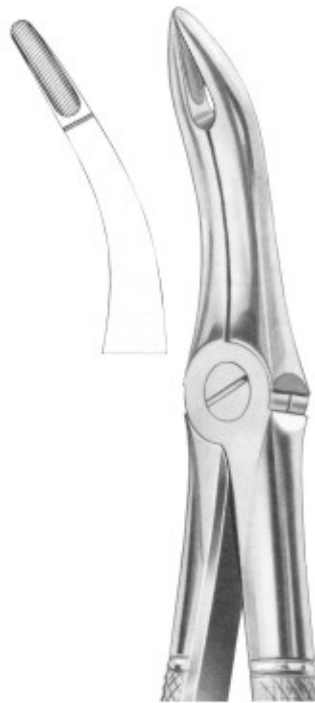
1041



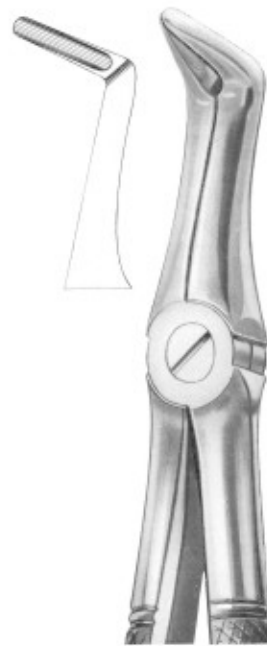
1042



1043



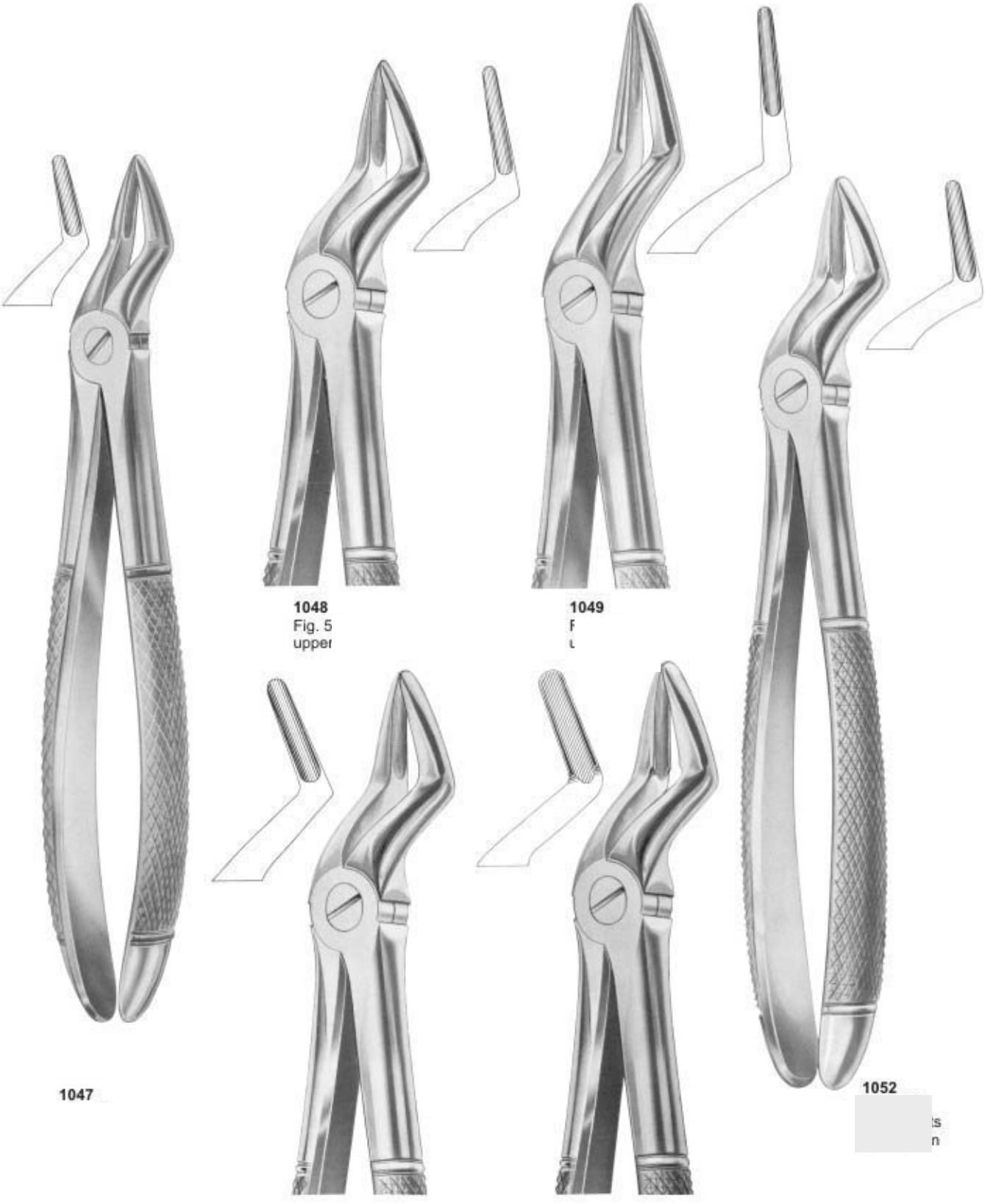
1044



1045



1046



1047

1048
Fig. 5
upper

1049
F
L

1050

1051
Fig. 5
upper
and resection

1052
is
n



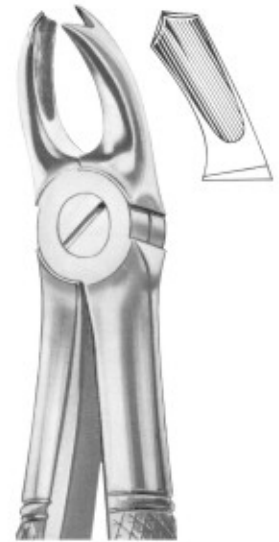
1053
Fig. 54
for separating
upper molars



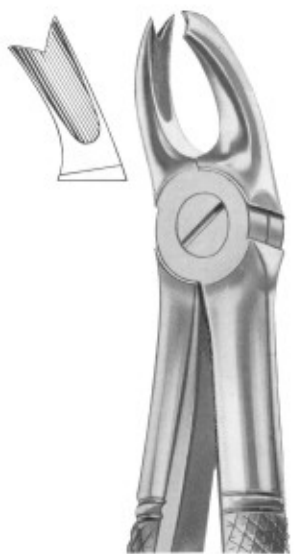
1054



1055



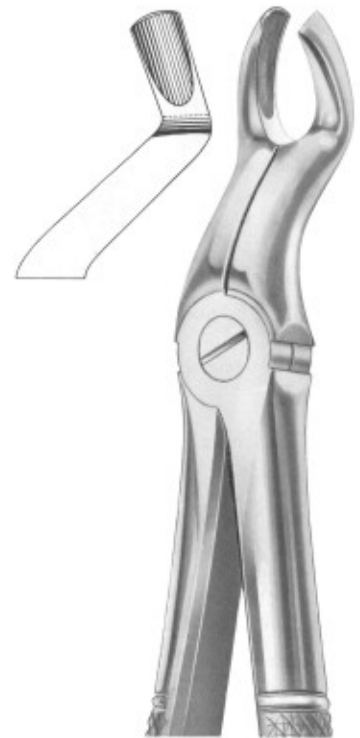
1056
F
L
r



1057



1058
Fig. 6
upper



1059



1060

molars



1061
 Fig. 68
 upper
 left



1062
 Fig. 68
 lower roots

1063
 Fig. 68
 lower



1064



1066



1067
 Fig. 73A
 lower molars



1069
 Fig. 73B
 lower molars for children



lower molars
 用小孩用



ts



1071
 Fig. 74D
 lower roots

— W 抜歯鉗子 「英式パターン」



1073



1074



1075



1076



1077
Fig. 7
upper



1078
Fig. 7
upper



1080



1081



1082
Fig. 81
lower premolars
and roots



irs



ars



1085
图 g. 86C
下顎大白歯用



ars



用 separating
lower molars





上顎 premolars
and roots



1091
Fig. 99 1/4
下顎大白齒用



上顎大白齒用



1093
 ☒ 102
 upper incisors



1094



1095
 ☒ 105
 lower incisors



1096
 ☒ 106
 lower incisors



1097



1098



1099



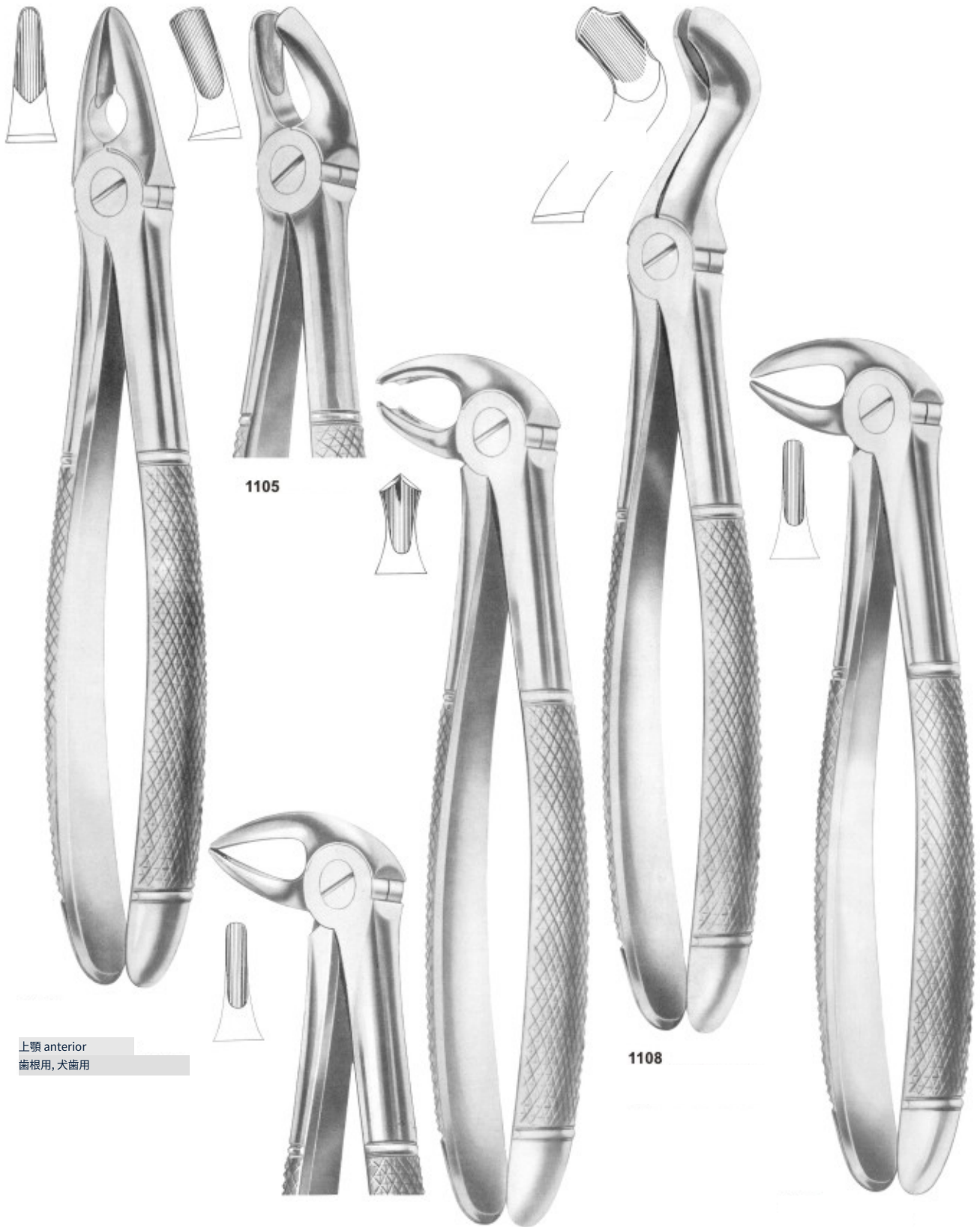
1101
 Fig. 136
 上顎小白齒用
 and roots



1100



1103
 Fig. 143
 lower roots



上顎 anterior
齒根用, 犬齒用

lower molars

K W Wisdom 拔齒鉗子



ant)
ROUTURIER (图 212)
(22 1/2 L)
lower molars
wisdom lft



1111
ROUTURIER (Fig. 213)
(22 1/2 R)
ower 大白齒用



1112
ROUT (Fig. 214)
(22 1/2)

(33%R)
ower 大白齒用



1114
RESECTION 鉗子